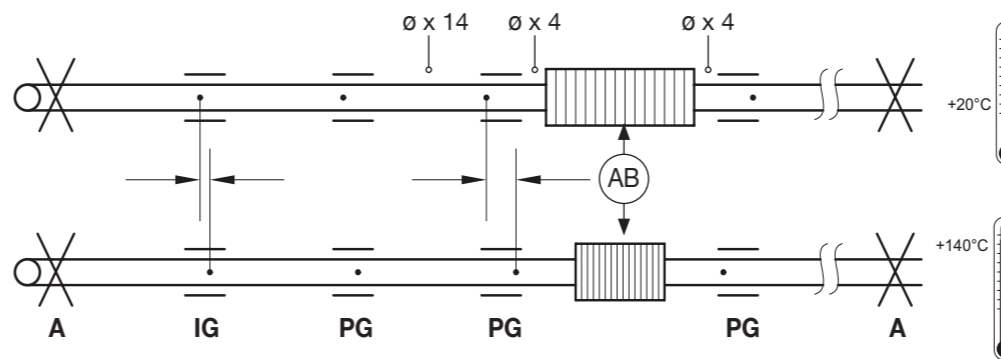
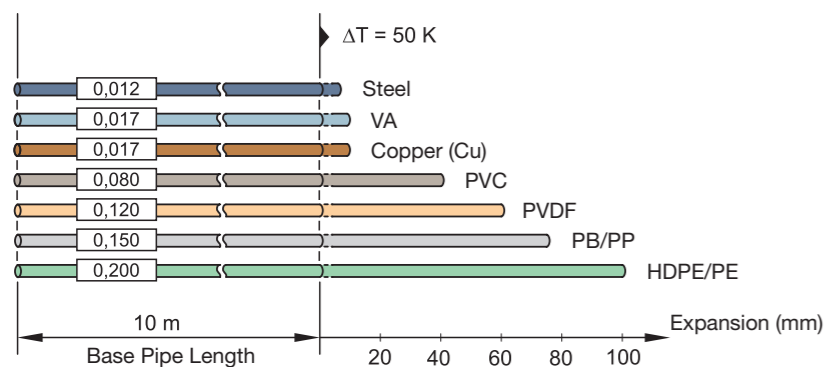


Thermal Expansion Solutions | Slide Sets/Guides BZP



				GS 1G		GS 2G		GS H3G		GS 2G-PL		GS H3G-PL		GS 2G2		GS H3G2		GS 2G2-PL		GS H3G2-PL		GS H3G2-PL-T	
NB	Steel NB	Steel OD	Copper OD																				
			15		261608		260923				260960				260997				261035				
		18		261602	261608	260905	260924			260942	260961			260979	260998			261017	261036				
½"	15	22	22	261603	261609	260906	260925			260943	260962			260980	260999			261018	261037				
¾"	20	27	28	261604	261610	260907	260926			260944	260963			260981	261000			261019	261038				
1"	25	34	35	261605	261611	260908	260927			260945	260964			260982	261001			261020	261039				
1¼"	32	43	42	261606	261612	260909	260928			260946	260965			260983	261002			261021	261040				
1½"	40	49		261607	261613	260910	260929			260947	260966			260984	261003			261022	261041				
			54	261607	261613	260911	260930			260948	260967			260985	261004			261023	261042				
2"	50	61				260912	260931			260949	260968			260986	261005			261024	261043				
			67			260913	260932			260950	260969			260987	261006			261025	261044				
2½"	65	77	76			260914	260933	261542	261546	260951	260970	261550	261554	260988	261007	261558	261562	261026	261045	261566	261570		
3"	80	90				260915	260934	261543	261547	290952	260971	261551	261555	260989	261008	261559	261563	261027	261046	261567	261571		
			108			260916	260935	261544	261548	290953	260972	261552	261556	260990	261009	261560	261564	261028	261047	261568	261572		
4"	100	115				260917	260936	261545	261549	290954	260973	261553	261557	260991	261010	261561	261565	261029	261048	261569	261573		
			133					261262	261263			261264	261265			261266	261267			261268	261269		
5"	125	141				260918	260937	260918	260937	260955	260974	260955	260974	260992	261012	260992	261012			261030	261049		
			159			260919	260938	260919	260938	260956	260975	260956	260975	260993	261013	260993	261013			261031	261050		
6"	150	169				260920	260939	260920	260939	260957	260976	260957	260976	260994	261014	260994	261014			261032	261051		
8"	200	219				260921	260940	260921	260940	260958	260977	260958	260977	260995	261015	260995	261015			261033	261052		
10"	250	273				260922	260941	260922	260941	260959	260978	260959	260978	260996	261016	260996	261016			261034	261053		261574
12"	300	324																					261575
14"	350	356																					261576
16"	400	407																					261577
18"	500	508																					261578
Max. sliding distance				45mm		85mm		100mm		85mm		100mm		140mm		135mm		140mm		135mm		135mm	
Permissible Load (floor)				1.2kN		1.2kN		9kN		1.2kN		9kN		1.2kN		9kN		1.2kN		9kN		18kN	

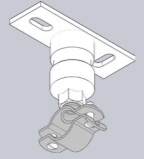
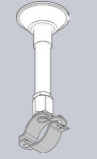

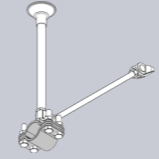
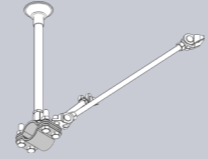




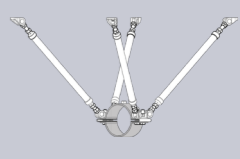


Legend:
 ø Pipe OD
 PG Primary Guide
 IG Intermediate Guide
 A Anchor Point
 Guide Spacing
 AB Axial Bellows

Unlined Max. Temp 130°C
 Lined Max. Temp 110°C
 High Temp on Request

Thermal Expansion Solutions | Fixed Point Anchors - Standard Range BZP



				GPL-FP	SMD-FP	UG-FP	UGFS-FP	UG2FS-FP	FS12-FP	FS16-FP	FSGR12-FP	FSGR34-FP	FSGR1-FP										
NB	Steel NB	Steel OD	Copper OD																				
			15	261279	261299	261321																	
		18		261270	261279	261286	261299	261308	261321														
½"	15	22	22	261271	261280	261287	261300	261309	261322	261330	261346	261356	261372	261382	261404	261414	261436	261446	261468	261478	261500	261510	261532
¾"	20	27	28	261272	261281	261288	261301	261310	261323	261331	261347	261357	261373	261383	261405	261415	261437	261447	261469	261479	261501	261511	261533
1"	25	34	35	261273	261282	261289	261302	261311	261324	261332	261348	261358	261374	261384	261406	261416	261438	261448	261470	261480	261502	261512	261534
1¼"	32	43	42	261274	261283	261290	261303	261312	261325	261333	261349	261359	261375	261385	261407	261417	261439	261449	261471	261481	261503	261513	261535
1½"	40	49		261275		261291		261313		261334		261360		261386		261418		261450		261482		261514	
			54	261276	261284	261292	261304	261314	261326	261335	261350	261361	261376	261387	261408	261419	261440	261451	261472	261483	261504	261515	261536
2"	50	61		261277		261293		261315		261336		261362		261388		261420		261452		261484		261516	
			67	261278	261285	261294	261305	261316	261327	261337	261351	261363	261377	261389	261409	261421	261441	261453	261473	261485	261505	261517	261537
2½"	65	77	76			261295	261306	261317	261328	261338	261352	261364	261378	261390	261410	261422	261442	261454	261474	261486	261506	261518	261538
3"	80	90				261296		261318		261339		261365		261391		261423		261455		261487		261519	
			108			261297	261307	261319	261329	261340	261353	261366	261379	261392	261411	261424	261443	261456	261475	261488	261507	261520	261539
4"	100	115				261298		261320		261341		261367		261393		261425		261457		261489		261521	
			133					261342		261354		261368	261380	261394	261412	261426	261444	261458	261476	261490	261508	261522	261540
5"	125	141						261343				261369		261395		261427		261459		261491		261523	
			159					261344		261355		261370	261381	261396	261413	261428	261445	261460	261477	261492	261509	261524	261541
6"	150	169						261345				261371		261397		261429		261461		261493		261525	
8"	200	219												261398		261430		261462		261494		261526	
10"	250	273												261399		261431		261463		261495		261527	
12"	300	324												261400		261432		261464		261496		261528	
14"	350	356												261401		261433		261465		261497		261529	
16"	400	407												261402		261434		261466		261498		261530	
18"	500	508												261403		261435		261467		261499		261531	
			Clamp finish	BZP	Black	BZP	Black	BZP	Black	BZP	Black	BZP	Black	BZP	Black	BZP	Black	BZP	Black	BZP	Black	BZP	Black
			Max. center line of pipe	100mm		250mm		500mm		500mm		500mm		650mm		650mm		510mm		510mm		510mm	
			Max. force	1kN		1kN		3kN		9kN		9kN		9kN		16kN		24kN		35kN	24kN	35kN	24kN
			Brace thread			M16		M16		M16		M12		M16		½"		¾"		¾"		1"	

Please consult the Sikla Installations Guidelines & assembly instructions to ensure the optimum anchor performance is obtained. Please consult your fixings specialist for anchor recommendations for connecting the anchor point structure to the building fabric.

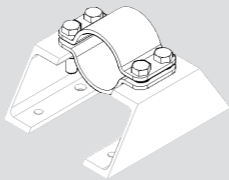
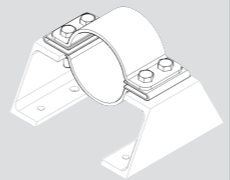
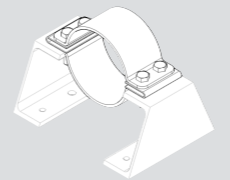
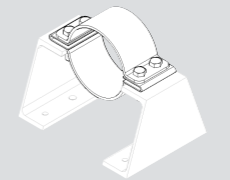
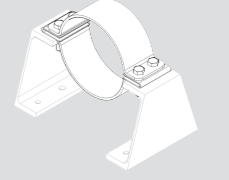
Black clamps are finished with a RAL 9005 powder coated finish as standard suitable for use with copper pipe on HTG & LTHW Services only MAX. Temp 110°C.

Should the anchor detail or size not be listed, please contact engineering@sikla.co.uk or your dedicated account manager and our engineering team can evaluate your site requirements and offer an appropriate solution.

Clamp Size [mm]	F=kN	Clamp FS Torque [Nm]	F=kN	Clamp FS Torque [Nm]
22-49	35	50	4.5	15
60-89	35	80	9	30
114-521	35	100	15	50
			24	100

CH Channel Anchors



								CH 100/50		CH 125/65		CH 150/75		CH 180/75		CH 200/75										
NB [Imperial]	NB [Metric]	OD [Metric]	Cu [mm]	Pipe Clamps Hole Centers [mm]	BZP Clamp Torque [Nm]	RAL Clamp Torque [Nm]		T [mm]	B [mm]		T [mm]	B [mm]		T [mm]	B [mm]		T [mm]	B [mm]		T [mm]	B [mm]					
1/2"	15	21.3	22	d45	50	15	260539	260547	108	83	260554	260564	133	107	260573	260584	158	131	260594	260605	188	161	260615	260627	208	179
3/4"	20	26.6	28	d45	50	15	260540	260548	108	83	260555	260565	133	107	260574	260585	158	131	260595	260606	188	161	260616	260628	208	179
1"	25	33.4	35	d45	50	30	260541	260549	108	83	260556	260566	133	107	260575	260586	158	131	260596	260607	188	161	260617	260629	208	179
1 1/4"		42.1	42	d45	50	30	260542	260550	108	83	260557	260567	133	107	260576	260587	158	131	260597	260608	188	161	260618	260630	208	179
1 1/2"	40	48.2		d45	50		260543		108	83	260558		133	107	260577		158	131	260598		188	161	260619		208	179
			54	d45		30		260551	108	83		260568	133	107		260588	158	131		260609	188	161		260631	208	179
2"	50	60.3		d45	80		260544		110	81	260559		135	105	260578		160	129	260599		190	159	260620		210	177
			67	d45		50		260552	110	81		260569	135	105		260589	160	129		260610	190	159		260632	210	177
2 1/2"	65	73	76	d45	80	50	260545	260553	110	81	260560	260570	135	105	260579	260590	160	129	260600	260611	190	159	260621	260633	210	177
3"	80	88.9		d45	80		260546		110	81	260561		135	105	260580		160	129	261601		190	159	260622		210	177
			108	d50	100						260571		135	105		260591	160	129		260612	190	159		260634	210	177
4"	100	114.3		d50	100						260562		135	105	260581		160	129	260602		190	159	260623		210	177
			133	d50	100						260572		138	103		260592	163	127		260613	193	157		260635	213	175
5"	125	141.3		d50	100						260563		138	103	260582		163	127	260603		193	157	260624		213	175
			159	d50	100								138	103		260593	163	127		260614	193	157		260636	213	175
6"	150	168.2		d50	100										260583		163	127	260604		193	157	260625		213	175
8"	200	219		d50	100																193	157	260626		213	175
				Clamp Finish			BZP	RAL9005			BZP	RAL9005			BZP	RAL9005			BZP	RAL9005			BZP	RAL9005		
				Max. Force			35kN	16kN			35kN	24kN			35kN	24kN			35kN	24kN			35kN	24kN		

Please consult the Sikla Installations Guidelines & Assembly instructions to ensure the optimum anchor clamp performance is obtained. Please consult your fixings specialist for anchor recommendations for connecting the anchor point steel sections to the building fabric.
 Black clamps are finished with a RAL 9005 powder coated finish as standard suitable for use with copper pipe on CHW, HTG & LTHW Services only MAX. Temp 110°C.
 Should the anchor detail or size not be listed, please contact engineering@sikla.co.uk or your dedicated account manager and our engineering team can evaluate your site requirements and offer an appropriate solution.

F=kN

4.5

9

16

24